

Instructions

Decorate your venue or your video call background with our easy-to-make bunting.


1. Print this sheet as many times as you need.
2. If you want to strengthen the bunting, stick the templates onto strong paper or card.
3. Carefully cut around the triangles.
4. Fold the tabs over some string or ribbon and staple or stick with glue.

FROM That MOMENT

Community Fundraising Movement



NOAH'S ARK
Children's Hospice




FROM That MOMENT

Community Fundraising Movement




NOAH'S ARK
Children's Hospice




FROM That MOMENT

Community Fundraising Movement



NOAH'S ARK
children's hospice



FROM That MOMENT

Community Fundraising Movement



NOAH'S ARK
children's hospice

